



The
**Forest
School**

SCRAPBOOK CHALLENGE 2021

Welcome to the summer SCRAPBOOK CHALLENGE!

This summer we are asking students to complete a Forest scrapbook and from a variety of subjects, which are listed in our 'Scrapbook Challenge'.

Every student that submits a scrapbook will be awarded with 5 merits.

They can earn a further 5 merits by completing special merit worthy tasks within the booklet. ***Can you manage to get all 10 merits?***

Scrapbooks will be displayed at our 'Settling in Evening' in October for our parents, teachers and students to see.


Plus, a winner from each community will receive an additional prize!

You can bring your scrapbook to school on Friday 3 September to share with your tutor group!



Scrapbooks must be submitted by

Friday 17 September 2021

WHO ARE YOU?



MY FAV 3 COLOURS







WHAT I WANT TO BE

- COLOURED PENCILS
- Collage
- Photographs
- FELT pens


ART I HAVE STUDIED

PAPER PLANE CHALLENGE – page 1

Use the website <http://www.paperairplanes.co.uk/planes.php> to research and name the following types of paper planes.

Plane	name
	
	
	
	

PAPER PLANE CHALLENGE – page 2



Plane Design

Choose four paper plane designs that you like. List them below and give 1 reason for your choice.

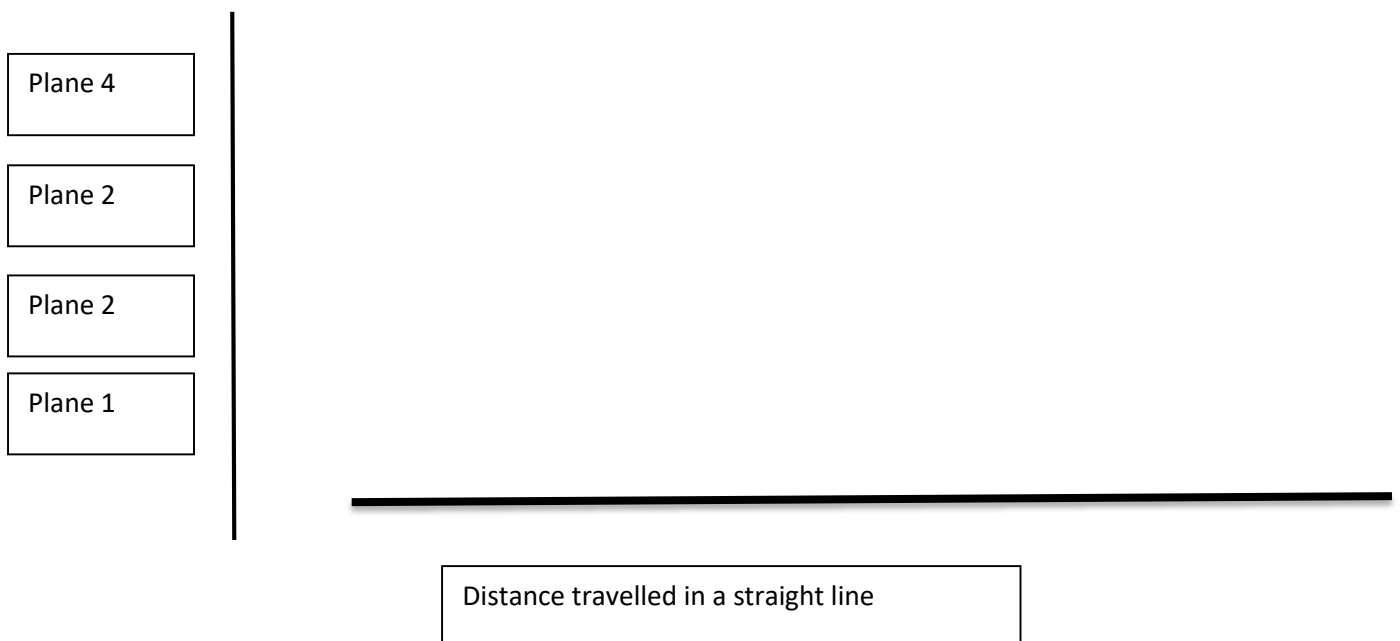
Name of plane	Reason for choice



PAPER PLANE CHALLENGE – page 3

Make your four paper aeroplanes.

Create a graph showing the plane name that you made and the distance it travelled



Which plane do you consider the best?

Give two reasons why.

Scrapbook Challenge: Sports

**Favourite
team**

**Rules of
the game**



**Sporting
hero**

**** Complete this task to be awarded an extra merit! ****

Rusty Nail Science Investigation - page 1

Your challenge: An iron nail will rust (form iron oxide) when it is exposed to water and oxygen. This can be a real problem for iron objects such as gates which are left outside. Your challenge is to design and carry out an investigation into what conditions will cause an iron nail to rust the most.

Equipment: Glass jars/old glasses, iron nails, table salt, vegetable oil, kettle, rice

Risks: Care with boiling water and rusty nails 

Method

1. Label five jars 1 to 5.
2. Add the following to each jar:

Jar	Condition	Contents
1	Air only	Iron nail
2	Water + Air	Iron nail, water half covering the nail
3	Sea Water + Air	Iron nail, salty water half covering the nail
4	Water only	Iron nail, boiled water fully covering the nail, oil layer on top
5	Dry Air only	Iron nail & few grains of dry rice to absorb water

3. Leave the nails for at least 4 days. Then record your observations in a table. This could include diagrams, photographs or you could use a rust scale (e.g. 0 = no rust to 10 = fully rusted)
4. Write up your investigation using the writing frame below.

Extension options: Research more about the chemistry of rust. How could you improve your experiment? What is galvanising?

Rusty Nail Science Investigation - page 2

Question: In which condition will the nail rust the most?

Your prediction:

Section 1 - Planning

1. What will be the independent variable? (What will you change?)

What will be the dependent variable? (What will you measure?)

What are the control variables?

(What will you keep the same to make it a fair test?)

2. Describe how you will carry out the experiment.

(Name the key equipment you will use, the conditions you will keep the nail in, how long you will leave the nails and talk about how you will measure your results)

Rusty Nail Science Investigation - page 3

Section 2 - Results

3. Decide on a scale of 0-10 how rust the nail is and record your results in a table.

0 1 2 3 4 5 6 7 8 9 10

No rust Some rust Lots of rust Very rusty


Condition

Rust scale score

Rusty Nail Science Investigation - page 4

4. Draw a graph of your results.

Remember to label your axes and include the correct units.



Rusty Nail Science Investigation - page 5

Section 3- Conclusions

5. Can you compare the rustiness of the nail in different conditions?

Scrapbook Challenge: Holiday diary



What did you get up to this summer?

Logo Design



	1
	2
	3
	4
	5

Write the full name of each of the businesses above.

- 1.
- 2.
- 3.
- 4.
- 5.

When you see this logo (top left) on a box, you will probably have a pretty good idea of what you are going to find in the box. Businesses work hard to build up their brand image, to give customers familiarity with what they do. A unique logo is always part of a brand's identity.

Do you recognise the other logos numbered 1 - 5?

All the logos you see here are based on the initial letters of the business's name – these would be called monograms.

In this activity, you are going to design your own monogram logo based on your initials.

We would like you to be able to use your logo to identify your design and technology work at secondary school i.e. to draw it on folders and work sheets. Therefore, it must be;

- Readable – so your teacher can identify each letter
- Unique – so no two logos will be the same
- Easy to reproduce – so you can draw it quickly and accurately whenever you need it.
- Eye-catching – so that it stands out from the rest.

In addition

- You may use two or three of your initials.
- You may use up to two colours + a background colour.

Draw your final design in this space. Make sure to keep all your working out – the rough ideas and the drawings that don't work. Staple them to the back of this page.



Forest School Transition Design & Technology project



When you join Forest, you begin Technology lessons. You will make things out of wood, plastic and metal as well as use computers to design and make things. You will also work with food to produce things like pizza.

To introduce you to this, we would like you to complete a challenge.

1. Look at interesting shapes and structures in nature. For example, a cobweb, honeycomb or a leaf. Mindmap some more ideas below:



2. Choose your favourite natural structure and draw it in the box below. Say why you have chosen it.

A large, empty rectangular box with a blue border, intended for a student to draw their chosen natural structure and explain their choice.

3. Look at manmade structures such as the Eiffel Tower, London Eye or Sydney Opera House. Find one that you like and draw it in the box

A large, empty rectangular box with a blue border, intended for a student to draw a manmade structure they like and explain their choice.

4. Draw 2 designs that you might use. Make sure you label the designs to tell us all about your idea. How wide is it? What is it going to be made out of? How are you going to join the materials together? Use another piece of paper if you need to.

Your structure needs to be at least 30cm tall and made out of household items that would be thrown out such as cereal boxes, lolly sticks, yoghurt pots.

Idea 1


A large, empty rectangular box with a blue border, intended for a student to draw their first design for a structure. The text 'Idea 1' is centered at the top of the box.

Idea 2

A large, empty rectangular box with a blue border, intended for a student to draw their second design for a structure. The text 'Idea 2' is centered at the top of the box.

5. Build your structure.
6. Take a picture of it and stick it into your scrapbook.

Scrapbook Challenge: What makes me smile



Tell us what makes you smile

Scrapbook challenge - Modern foreign languages

**** Complete this task to be awarded an extra merit! ****

Green task - Write down the names of 6 footballers that come from France / Germany / Spain.

- | | |
|----------|----------|
| 1) _____ | 4) _____ |
| 2) _____ | 5) _____ |
| 3) _____ | 6) _____ |


Amber task - Write down the names of 6 types of French / German/ Spanish food. Bonus points if you explain what they are.

- | | |
|----------|----------|
| 1) _____ | 4) _____ |
| 2) _____ | 5) _____ |
| 3) _____ | 6) _____ |

Red task - Colour in the countries where French / German / Spanish are spoken.



Scrapbook Challenge: Photography



**Photos
I've
taken**

English Scrapbook Challenge

1. Read one of our recommended books.
2. Start writing a diary of all the fun things you do over the summer.
3. Join your local library.
4. Describe an important event in your life.
5. Find out who Achilles and Adonis were.
6. Find a painting inspired by a book (in person or online).
7. Find out why lots of street names in Horsham are “Shelley”.
8. Read another book and write a review of it.
9. Describe an event you have been to recently.
10. Create your own super hero and make a comic book.

**** If you complete all of the above tasks you'll be awarded an extra 2 merits! ****



FIRST IMPRESSIONS

1 Have you heard the expression 'Never judge a book by its cover'? What do you think it means? Look at the pictures below. What do you imagine each of the characters to be like?



2 The way an actor looks will often determine the part he or she plays. Look again at the people shown on this page. Think of existing roles in television and films which each of these picture characters could play.

Design a suitable costume for each of your characters in their new roles.

3 Think about your own appearance. Which types of role would you be suitable for, and why?

Scrapbook Challenge: My favourite recipe



Do you enjoy cooking?

Share your favourite recipe

You could even add a photo of the finished product!



'Music and Me'

musical research page

This could be pictures, words, musical notes from a book, things you have found on the internet, it may relate to your own music experiences in primary school.

The page must be full and be themed around the Music you like, your interactions with Music (do you play an instrument) etc.

Be as creative as you can be and we will find a way to copy the best ones for a wall display.



Scrapbook Challenge: About me



**10 random
facts
about me**

Scrapbook Challenge - Maths

**** Complete this task to be awarded an extra merit! ****



Round each number to the nearest whole number.
Now colour each area according to the Key below.

Key

Yellow 1	Black 2	White 3	Pink 4
Brown 5	Red 6	Dark Blue 7	Light Blue 8